



# modular motion control

# SYSTEM-90E

This servo power module is designed to drive servo motors of various designs in conjunction with a motion control module. Depending on which motion control module is used, various methods of position detection can be employed.

The uniform pLINK interface serves to connect the servo power module to the motion control module. Across this interface, all parameters and commands are transmitted, so that there is no need to adjust any settings on the servo power module.

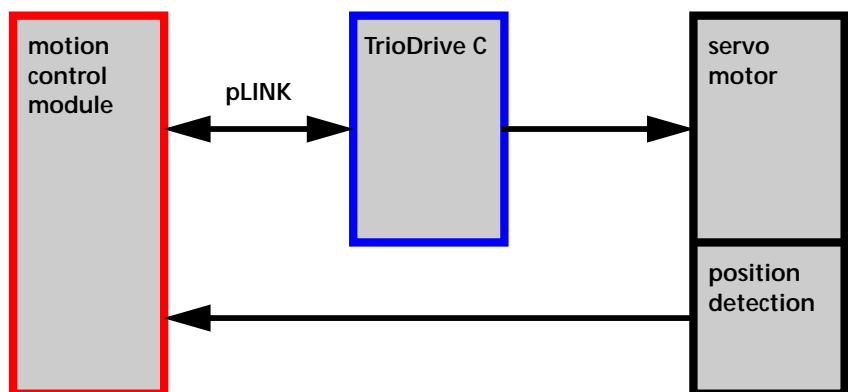
The TrioDrive C module is available in several power ratings with a continuous current of 2 A<sub>rms</sub> to 6 A<sub>rms</sub>.




## TrioDrive C

Servo power module  
for driving  
servo motors

- Setting of parameters and performing diagnosis are made easy by following fully digitalized routines.
- Several motion control modules can be combined for performing various position detection methods.
- Drives servo motors regardless of their respective manufacturers.
- Controls servo motors of various designs up to 11 kW.
- Direct power supply of 1 x 230 V<sub>AC</sub>
- Several modules can be mounted directly adjacent to one another.
- All connections are pluggable on the front panel.





## ➤ Servo power module with 6A continuous current

Several servo power modules with a power supply of 1 x 230 V<sub>AC</sub> are available for servo motors of varying power.

All modules are equipped with an integrated line filter and can be used directly on the mains.

The servo power modules can be mounted directly adjacent to one another.

All connections are pluggable on the front panel, thus significantly reducing the wiring overhead.

The following control signals can be connected:

- Input signals for limit switches
- Input signal for the reference point
- Input signal for "machine ready" indication
- Output signal for the holding brake

### Technical specifications

	SPM-302	SPM-304	SPM-306
Power supply	230 V <sub>AC</sub> (42 V <sub>AC</sub> to 253 V <sub>AC</sub> )		
Continuous current	2 A <sub>rms</sub>	4 A <sub>rms</sub>	6 A <sub>rms</sub>
Peak current	5,5 A	11 A	17 A
Switching frequency	16 kHz / 32 kHz (switchable)		
Monitoring	Short-circuit in the motor Ground fault in the motor Overvoltage or undervoltage state on the DC bus Module temperature and motor temperature		
Dimensions in mm (w x h x d)	60 x 175 x 200		


*Dimensions of the box without grounding clips and plugs.*

## ➤ pLINK interface

This uniform interface serves to connect a motion control module to a servo power module.

Across this interface commands and set values are transmitted to the servo power module and at the same time the entire monitoring of the servo power module is performed via this interface.

Cost effective, pre-fabricated RJ45 cables are used for connection.



## ➤ Motion control module

This module is an integral part of SYSTEM-90E, serves to control and to monitor the servo power modules and to connect the respective position detection system employed:

- Resolver
- Incremental encoder with RS422 signals
- Incremental encoder with sine/cosine signals
- EnDat 2.1
- EnDat 2.2
- BiSS
- HIPERFACE

## ➤ Parametrization and diagnosis

The digital mode of operation allows all settings to be numerically specified which ensures absolute repeatability of the settings.

As the monitoring of the servo power module is performed via the pLINK interface, SYSTEM-90E provides integral system diagnostic capabilities ranging from the triggering of an alarm up to its recording in a logbook.

## ➤ Motors

Servo motors of various designs can be operated directly regardless of their respective manufacturers.

To accomplish this, just specify the respective motor configuration in the parameters.

- AC servo motors
- Linear motors
- Direct drives
- Torque motors
- Solenoid motors
- DC servo motors
- 2- and 3-phase motors
- 1 to 50 pole pairs

